

BRUSHES & BROOMS

SWEEPS, DECK SCRUBS



BRUSHES & BROOMS

A. OMNI SWEEP®

Combines the features of fine, medium and heavy sweeps. Chemical-resistant bristles work on any floor surface. Short, heavy bristles in front for heavy debris; long, fine/medium bristles in back for fine dust and particles. Hygienic plastic block with threaded handle (sold separately).

Item #	Description	Qty.
41880	18" Omni Sweep™ w/Hygienic Plastic Block	1/ea.
41881	24" Omni Sweep™ w/Hygienic Plastic Block	1/ea.
41890	18" Sparta Spectrum Omni Sweep™, Blue	12/cs.
41891	24" Sparta Spectrum Omni Sweep™, Blue	12/cs.

B. FINE FLOOR SWEEPS

Excellent for fine dust and light debris. Threaded handle sold separately.

Item #	Description	Qty.
FT118	18" Flagged Grey PPY Sweep, Wood Block	1/ea.
FT124	24" Flagged Grey PPY Sweep, Wood Block	1/ea.
FT136	36" Flagged Grey Polypropylene Sweep, Wood Block	1/ea.

C. FINE/MEDIUM FLOOR SWEEPS

Resist heat and chemicals. Threaded handle sold separately.

Item #	Description	Qty.
FT218	18" PPY Fine/Med Sweep w/Wood Block, Black	1/ea.
FT224	24" PPY Fine/Med Sweep w/Wood Block, Black	1/ea.
FT236	36" PPY Med Sweep w/Wood Block, Black	1/ea.
FT318	18" Tampico Fine/Med Sweep w/Wood Block, Black, 3" T	1/ea.
FT324	24" Tampico Fine/Med Sweep w/Wood Block, Black, 3" T	1/ea.
FT336	36" Tampico Fine/Med Sweep w/Wood Block, Black, 3" T	1/ea.
KT318	18" Floor Brush w/Plastic Block	1/ea.
KT324	24" Floor Brush w/Plastic Block	1/ea.

D. HEAVY FLOOR SWEEPS

Hold up on sidewalks, parking lots and other rough surfaces. Not affected by water or petroleum products. Threaded handle sold separately.

Item #	Description	Qty.
WT118	18" Hvy PPY Garage Sweep w/Wood Block, Brown	1/ea.
WT124	24" Hvy PPY Garage Sweep w/Wood Block, Brown	1/ea.
WT136	36" Hvy PPY Garage Sweep w/Wood Block, Brown	1/ea.
GT218	18" Hvy Palmyra Garage Sweep w/Wood Block	1/ea.
GT224	24" Hvy Palmyra Garage Sweep w/Wood Block	1/ea.
GT236	36" Hvy Palmyra Garage Sweep w/Wood Block	1/ea.
WT218	18" Maroon PPY Sweep, Plastic Block	1/ea.
WT224	24" Maroon PPY Sweep, Plastic Block	1/ea.

E. STREET SWEEP

For use with tapered handle (sold separately). Use on sidewalks/parking lots.

Item #	Description	Qty.
GT300	16" Blue PPY, 4 1/2" T, Wood Tapered Block	1/ea.

F. FLOOR & DECK SCRUBS


Unique plastic swivel-head and low profile design allows the Swivel-Scrub brush to get into hard to reach places. Swivel the brush head onto its side to clean baseboards, walls and around equipment. DuPont Tynex® nylon filament. Threaded handle sold separately.

Item #	Description	Qty.
5300	General Swivel Scrub	12/cs.
5310	Heavy Swivel Scrub	12/cs.

G. DUAL SURFACE BRUSHES

Crimped bristles wash easily and prevent gathering of mold and mildew. Split shape is efficient for cleaning flat surfaces, under counters, around equipment and along baseboards. Threaded handle sold separately.

Item #	Description	Qty.
KT100	10", Dual Surface, Blue PPY, w/Squeegee	1/ea.
KT200	10", Dual Surface Scrub, Blue PPY, Plastic Block	1/ea.





A. TILE & GROUT BRUSHES

Scrubs away dirt from grout, tile and other crevices quickly.

Item #	Description	Qty.
RT300	8 1/2" Grout Brush, Plastic Block	1/ea.
RT600	Sparta® Spectrum® Tile & Grout Brush, 1" T, White	1/ea.



B. DUO-SWEEP® LIGHT INDUSTRIAL BROOMS

Heavy-duty, 9" foam plastic block, molded with two handle holes; one angled, one upright. Includes 4' lightweight powder-coated metal handle, #3620194. The flagged blue 4" synthetic filament trim Duo-Sweep is for fine debris; the stiff black 5" synthetic filament trim Duo-Sweep is for heavier debris.

Item #	Description	Qty.
36863	48" Duo-Sweep™, Light Industrial Flagged	1/ea.
36864	48" Duo-Sweep™, Light Industrial w/Stiff Bristles	1/ea.



C. UPRIGHT CORN BROOMS

100% natural corn blend brooms.

Item #	Description	Qty.
WT300	24" Warehouse Corn Broom w/Wire Band	1/ea.
FT424	34" Corn Lobby Broom	1/ea.
FT429	40" Corn Lobby Broom	1/ea.



D. UTILITY SCRUB BRUSHES

Pistol grip handle and bristles are designed to work in the most comfortable position and provide the most efficient cleaning.

Item #	Description	Qty.
CT200	Short Utility Brush	1/ea.
KT403	20" Utility Scrub w/Polypropylene Bristles, Blue	1/ea.
KT401	9" Utility Scrub w/Nylon Bristles	1/ea.
KT402	20" Utility Scrub w/Nylon Bristles	1/ea.
RT400	7" Utility Toothbrush w/1/2" Nylon Bristles	1/ea.
VT500	7" Stainless Utility Toothbrush	1/ea.
VT600	7" Brass Utility Toothbrush	1/ea.



E. HAND SCRUB BRUSHES

Crimped fill material holds solutions and provides aggressive spot scrubbing. Designed for light/medium-duty scrubbing.


Item #	Description	Qty.
KT500	8" Hand Scrub w/PPY Bristles, Holds Solutions	1/ea.
KT600	6" Iron Style Scrub, Synthetic Bristles, Ergonomic Handle	1/ea.



F. HAND & NAIL BRUSHES

Designed to be used in just about any environment where extra hand and nail cleanliness is of the utmost importance.

Item #	Description	Qty.
HT300	Hand & Nail Brush, 1 1/2" x 3 1/2"	1/ea.
HT500	Hand & Nail Brush, 5"	1/ea.



G. FLOOR DRAIN BRUSH

Special female threaded handle accepts floor drain brushes only to prevent cross-contamination. Drain handle imprinted with "USE FOR FLOOR DRAIN ONLY" in English and Spanish to prevent contact with food and serving utensils.

Item #	Description	Qty.
DT300	3" Floor Drain Brush	1/ea.
DT360	36" Plastic Drain Brush Handle	1/ea.

BRUSHES & BROOMS

DUSTERS, BRUSHES, HANDLES, BRACES, DUST PANS



A. COUNTER DUSTERS

Synthetic fibers for dusting up a wide variety of materials.

Item #	Description	Qty.
WT400	8" Counter Brush w/Polyester Bristles, 2 1/2" T	1/ea.
YT100	8" Flagged Counter Brush, Gray	1/ea.

B. GENERAL WASH BRUSH

Flo-thru brush with flagged polystyrene bristles. Dual Surface® block design keeps the bristles working at almost every angle. Five-hole fountain-style foam block evenly distributes water across the face of the brush. Threaded handle sold separately.

Item #	Description	Qty.
YT200	10" Flo-Thru Vehicle Brush w/Flagged Polypropylene Bristles	1/ea.

C. HANDLES

Hardwood and fiberglass (for use in food prep and wet areas) handles.

Item #	Description	Qty.
YT601	60" Wood Handle, 15/16" dia., Threaded	1/ea.
YT602	60" Wood Handle, 1 1/8" dia., Threaded	1/ea.
YT600	60" Metal Tip Wood Handle, 15/16" dia., Threaded	1/ea.
YT604	60" Metal Tip Wood Lumathread Handle, 1 1/8" dia., Threaded	1/ea.
YT603	60" Tapered Wood Handle, 1 1/8" dia.	1/ea.
KT801	Sparta® Spectrum® 60" Threaded Fiberglass Handle, White	1/ea.
KT802	Sparta® Spectrum® 60" Tapered Fiberglass Handle, White	1/ea.

D. HANDLE BRACES

Metal braces to provide additional support to handle tips and broom heads.

Item #	Description	Qty.
YT701	Small Metal Broom Brace, Clamp-On Style	1/ea.
YT702	Large Galvanized Brace	1/ea.

E. METAL DUST PAN

Heavy-duty, one-piece construction. 30 gauge steel. Baked-on black enamel finish.

Item #	Description	Qty.
4212	12"W x 14"D	1/ea.

F. EXTRA WIDE METAL DUST PAN

Ribbed for strength, powder coated. Angled front edge for maximum dirt pick up.

Item #	Description	Qty.
716	16"W, Handle Hanger	1/ea.

G. PLASTIC DUST PAN

Heavy-duty 12" plastic dust pan. Molded ridges and fine line edge.

Item #	Description	Qty.
700	12" x 12"	1/ea.

H. LOBBY DUST PANS/BROOM


Plastic hopper with strong, vinyl-coated steel handle. Pan snap-locks in use and releases to dump or carry. Space-saving hanger. Broom for use with lobby dust pans. Includes wood handle with hang-up hole and polyethylene housing. Angled plastic bristles

Item #	Description	Qty.
2602	Dust Pan, 10 3/4" x 12" x 36 3/4", Black With "L" Grip	1/ea.
912BK	Dust Pan, 10 3/4" x 12" x 36 3/4", Black	1/ea.
2601	Broom, 36"H x 8"W x 1 1/2"D	1/ea.

I. LOBBY DUST PAN

Lobby Pro upright dust pan.

Item #	Description	Qty.
2531	11 1/8"W x 5"H	1/ea.



BRUSHES & BROOMS